



Order form Pink Solution Products:

Qty	Size	Price	
	1 litre Pink Sol.	\$24.95	
	2.4 litre Pink Sol.	\$44.95	
	5.2 litre Pink Sol.	\$79.95	
	Mother's Choice	\$17.50	
	Laundry Bar	\$15.00	
Freight			
Total GST incl.			

Please make cheques payable to Pink Solution  
Send order prepaid by cheque or credit card

Type: ☐  ☐ 

Card No: .....

Card Holder: .....

Expire / Date: .....

Signature: .....

Name: .....

Address: .....


City: .....

Phone: .....

E-Mail: .....

Order now Online - [www.pinksolution.co.nz](http://www.pinksolution.co.nz)

How to prepare your  
PINK SOLUTION



Melt **PINK SOLUTION** on stove or in microwave (do not boil) then pour into 3 litre container of hot water.

**PINK SOLUTION** the ONE CLEANER  
that is only limited by your imagination!

Order now Online -

[www.pinksolution.co.nz](http://www.pinksolution.co.nz)



**ALL PURPOSE CLEANER**  
Bio-degradable - Non-toxic - Organic

- ✓ Safe for Children and Pets
- ✓ Leaves No Harmful Residues
- ✓ No Fumes to Endanger Health
- ✓ Soft to the Skin - Non-Caustic
- ✓ No Harsh Abrasives
- ✓ Enzyme Based Natural Emulsifier
- ✓ Safe for Septic Tanks and Septic Fields

**PINK SOLUTION**  
P.O. Box 1500  
Whangarei 0140 NZ

Phone/ Fax: 09 4343 520  
Mail: [info@pinksolution.co.nz](mailto:info@pinksolution.co.nz)  
Web: [www.pinksolution.co.nz](http://www.pinksolution.co.nz)

Order now Online!

# A How To Guide - for getting maximum results with Pink Solution!

## AROUND THE HOME - KITCHEN, BATHROOM AND SHOWER, WINDOWS, CARPETS ETC

**CARPETS and UPHOLSTERY** - Check for colourfastness

**SPOT CLEANING** Apply heavy mix let sit two minutes, then wipe dry with clean cloth. Will remove all stains except rust, permanent dye, and paint. Some food products now contain a permanent dye. For heavy stained areas use Pink Solution Full Strength with a very wet cloth, rinse thoroughly, dry with dry towel. Repeat if necessary. You may need to let Pink Solution sit over night. If so leave a wet cloth on the area to keep moist. The longer Pink Solution sits on the stain, the better it works. For chewing gum use Mother's Choice (see separate brochure)

**STEAM CLEANERS** Add to steam cleaner - 9 litres of water to 3 litres of heavy mix. No defoamers, spot removers, or deodorizers are required. Always check manufacturers specifications and always check for colour fast first.

**FIBREGLASS, LAMIWALL, TILES & GROUT, CERAMIC, GRANITE, MARBLE, PORCELAIN, SHOWER CURTAINS:** Using a wet Teflon sponge, apply Pink Solution Full Strength, let sit one hour or leave over night and rinse. For tough stains use Mother's Choice.

**FIREPLACE GLASS DOORS:** Wet area and apply Pink Solution Full Strength using a stiff brush. Let sit 30 minutes, spray with clear water or wipe off with wet sponge. For tough stains use Mother's Choice.

**FLOORS,** vinyl, linoleum, no-wax, timber and tiles:. For no-wax floors, use 1/2 cup (120 ml) Heavy Mix to 3 litres water. To remove old wax buildup wash with heavy mix in hot water. For rubber heel marks, wet area, apply Pink Solution Full Strength let sit 20 minutes, then rinse. Use Mother's Choice for tough heel marks.

**FURNITURE, ANTIQUES, CABINETS, PAINTED SURFACES:** Apply light mix and wipe dry. To remove old waxes and oils, use Pink Solution Full Strength with damp sponge or cloth let sit 5 minutes then wipe dry.

**GUM, CANDLE WAX, TAR:** Wet area, apply Pink Solution Full Strength, let sit one hour. Use comb to gently scratch the spot towards the centre. Rinse out with clear water. For stubborn areas use Mother's Choice

**ANTIFOG WINDOWS, MIRRORS, PERSPEX AND PLEXIGLASS:** Apply Pink Solution Full Strength using a wet sponge. Let sit 5 minutes and buff dry. Streaking may occur, of so spray with light solution and wipe dry.

**WINDOWS, GLASS, MIRRORS AND STAINLESS STEEL APPLIANCES:** Use light mix, spray on leave for a few minutes, then wipe dry. If streaking occurs solution is too strong, dilute with hot water

**WINDOWS OUTSIDE:** Hose or wet surface, apply Pink Solution Full Strength with wet sponge or cloth, leave a few minutes then thoroughly rinse off. Best results if done in shade. Streaking may occur, if so spray with light mix and wipe dry.

**STAINS ON CLOTHES:** Wet fabric, apply Pink Solution Full Strength. Briskly rub cleaner into fabric, let sit 30 minutes then wash. For heavy stains, let sit over night. Check for colourfastness and check manufacturers labels.

**LAUNDRY:** 1-2 cups heavy mix per load of wash. 2 cups if very soiled.

## OUTSIDE THE HOME

**DRIVEWAYS AND PATHS:** Wet surfaces, apply Pink Solution Full Strength with stiff brush. Let sit one hour, rebrush and rinse off. For heavy stained areas, mix 3 litres of heavy mix with 3 litres of liquid bleach and 3 litres of hot water. Pour on driveway, let sit one hour and rinse.

**HAND CLEANER:** Use 1 part Pink Solution Full Strength to 10 parts water. To protect your hands, before you start work use small amount Pink Solution Full Strength from container as a lotion and let air dry. This acts like a silicone glove so dirt will not penetrate the skin.

**HOT TUBS AND POOLS:** Apply Pink Solution Full Strength using a wet sponge. Let sit, then rinse into pool. Will not affect pH balance and is harmless (non-toxic). For filters, immerse overnight in heavy mix then rinse thoroughly.

**LAWN MOWERS** Spray with heavy mix. Let sit and rinse off.

**PETS AND LIVESTOCK SHAMPOO:** Wet animal and brush in heavy mix.

**PRESSURE WASHERS:** Mix 480 ml (2 cups) of Pink solution to 45 litres of water. Spray on surface, let sit 20 minutes and rinse off.

## CARS, BOATS, MOTOR HOMES, CARAVANS, CANVAS

**GENERAL CLEANING** - Use light mix with sponge and rinse with clear water

**STUBBORN DIRT BUILD-UP** use full strength with wet sponge. Let sit 15 minutes, then rinse. Re-wax as necessary.

**TYRES** use Pink Solution Full Strength with wet sponge then rinse.

**ANTIFOG WINDSCREENS, MIRRORS, PERSPEX AND PLEXIGLASS:** Apply Pink Solution Full Strength using a wet sponge. Let sit 5 minutes and buff dry. Streaking may occur, of so spray with light mix and wipe dry.

**BOAT BILGES:** Pour/spray in heavy mix. Let sit one hour then pump overboard.

**CAR WINDCREENS and WINDSCREEN WASHER FLUID:** Use light mix.

**BUGS ON WINDSCREEN:** Spray heavy mix, let sit 10 minutes wipe dry (best results if done in shade). If necessary use Pink Solution Full Strength with wet sponge, let sit twenty minute and rinse.

**HOLDING TANKS - MOTOR HOMES AND BOATS:** Pour 4 litres heave mix into toilet bowl, swirl around with toilet brush to clean bowl, then release into tank. Pink Solution will clean and help deodorize tanks as you drive/sail.

**OXIDIZATION, OLD WAX OR TAR BUILDUP** use Pink Solution Full Strength with wet sponge. Let sit 15 minutes, then rinse. Re-wax as necessary. For stubborn areas use Mother's Choice

**VINYL, LEATHER OR FABRIC INTERIORS** spray with light mix and wipe dry. For more stubborn dirt spray on heavy mix.

**VINYL ROOFS,** apply Pink Solution Full Strength with wet sponge or brush. Let sit 20 minutes, then rinse with hose.

## PERSONAL

**JEWELLERY CLEANER:** Fill jar with heavy mix. Soak jewelry for 10-15 minutes. Rinse and dry.

## SPORTS EQUIPMENT

**BICYCLE AND BICYCLE CHAINS:** Spray with heavy mix. Let sit and rinse off.

**SKIS:** Apply Pink Solution Full Strength to bottom to remove old wax. Let sit 30 minutes. Wipe with wet cloth. Rewax as necessary

**RUNNING SHOES:** Spray/apply heavy mix with wet brush or sponge, leave 30 minutes and rinse off.